

Ports de Commerce de Corse
Porti di Commerciù di Corsica

Mensuel
U Misincu

Marchandises
Marcanzzii

mars 2024
marzu 2024

PORTS DE COMMERCE DE CORSE

mars 2024

MARCHANDISES GLOBAL

TOTAL PORTS
Régulier National
Régulier International
TOTAL

Marchandises		
2023	2024	Variation
227 317	220 245	-3,11%
51 200	48 339	-5,59%
278 517	268 584	-3,57%

Cumul Marchandises depuis le 1er Janvier		
2023	2024	Variation
622 551	625 665	0,50%
130 836	135 839	3,82%
753 387	761 504	1,08%

Hydrocarbures
Ciment
TOTAL

38 304	34 493	-9,95%
16 214	10 239	-36,85%
54 518	44 732	-17,95%

97 113	108 498	11,72%
35 538	30 430	-14,37%
132 651	138 928	4,73%

TOTAL

333 035	313 316	-5,92%
----------------	----------------	---------------

886 038	900 432	1,62%
----------------	----------------	--------------

AJACCIO
Régulier National
Régulier International
TOTAL
Hydrocarbures
TOTAL

Marchandises		
2023	2024	Variation
74 005	62 732	-15,23%
451	612	35,70%
74 456	63 344	-14,92%
14 258	14 353	0,67%
94 084	80 316	-14,63%

Cumul Marchandises depuis le 1er Janvier		
2023	2024	Variation
197 886	182 190	-7,93%
1 521	2 245	47,60%
199 407	184 435	-7,51%
35 207	38 815	10,25%
243 989	231 869	-4,97%

BASTIA
Régulier National
Régulier International
TOTAL
Hydrocarbures
Ciment
TOTAL
TOTAL

Marchandises		
2023	2024	Variation
113 245	118 292	4,46%
41 854	41 091	-1,82%
155 099	159 383	2,76%
22 750	20 140	-11,47%
4 613	3 034	-34,23%
27 363	23 174	-15,31%
182 462	182 557	0,05%

Cumul Marchandises depuis le 1er Janvier		
2023	2024	Variation
323 951	338 026	4,34%
109 316	114 529	4,77%
433 267	452 555	4,45%
60 610	68 084	12,33%
11 668	7 808	-33,08%
72 278	75 892	5,00%
505 545	528 447	4,53%

BONIFACIO
Régulier National
Régulier International
TOTAL
Hydrocarbures
Ciment
TOTAL
TOTAL

Marchandises		
2023	2024	Variation
0	0	-
7 703	6 256	-18,78%
7 703	6 256	-18,78%
0	0	-
0	0	-
0	0	-
7 703	6 256	-18,78%

Cumul Marchandises depuis le 1er Janvier		
2023	2024	Variation
0	0	-
17 638	16 285	-7,67%
17 638	16 285	-7,67%
0	0	-
0	0	-
0	0	-
17 638	16 285	-7,67%

L'ILE-ROUSSE
Régulier National
Régulier International
TOTAL
Hydrocarbures
Ciment
TOTAL
TOTAL

Marchandises		
2023	2024	Variation
15 293	12 940	-15,39%
1 192	380	-68,12%
16 485	13 320	-19,20%
0	0	-
3 447	2 201	-36,15%
3 447	2 201	-36,15%
19 932	15 521	-22,13%

Cumul Marchandises depuis le 1er Janvier		
2023	2024	Variation
35 466	35 303	-0,46%
2 361	1 460	-38,16%
37 827	36 763	-2,81%
0	0	-
6 958	7 380	6,06%
6 958	7 380	6,06%
44 785	44 143	-1,43%

PORTO-VECCHIO
Régulier National
Régulier International
TOTAL
Hydrocarbures
Ciment
TOTAL
TOTAL

Marchandises		
2023	2024	Variation
17 068	18 070	5,87%
0	0	-
17 068	18 070	5,87%
0	0	-
2 784	2 385	-14,33%
2 784	2 385	-14,33%
19 852	20 455	3,04%

Cumul Marchandises depuis le 1er Janvier		
2023	2024	Variation
45 205	49 650	9,83%
0	1 320	-
45 205	50 970	12,75%
0	0	-
7 537	6 623	-12,13%
7 537	6 623	-12,13%
52 742	57 593	9,20%

PROPRIANO
Régulier National
Régulier International
TOTAL
Hydrocarbures
Ciment
TOTAL
TOTAL

Marchandises		
2023	2024	Variation
7 706	8 211	6,55%
0	0	-
7 706	8 211	6,55%
1 296	0	-100,00%
0	0	-
1 296	0	-100,00%
9 002	8 211	-8,79%

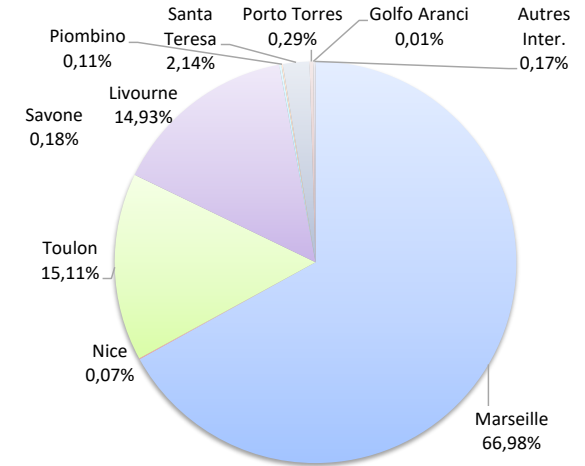
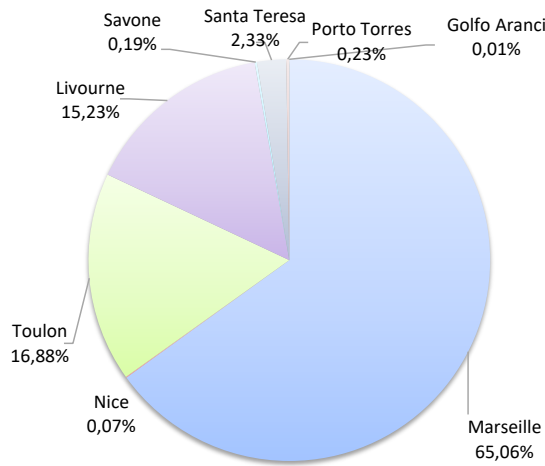
Cumul Marchandises depuis le 1er Janvier		
2023	2024	Variation
20 043	20 496	2,26%
0	0	-
20 043	20 496	2,26%
1 296	1 599	23,38%
0	0	-
1 296	1 599	23,38%
21 339	22 095	3,54%

MARCHANDISES

	Marchandises			Cumul Marchandises depuis le 1er Janvier		
	2023	2024	Variation	2023	2024	Variation
Régulier National	227 317	220 245	-3,11%	622 551	625 665	0,50%
Régulier Internat°	51 200	48 339	-5,59%	130 836	135 839	3,82%
TOTAL	278 517	268 584	-3,57%	753 387	761 504	1,08%
Hydrocarbures	38 304	34 493	-9,95%	97 113	108 498	11,72%
Ciment	16 214	10 239	-36,85%	35 538	30 430	-14,37%
TOTAL	54 518	44 732	-17,95%	132 651	138 928	4,73%
TOTAL	333 035	313 316	-5,92%	886 038	900 432	1,62%

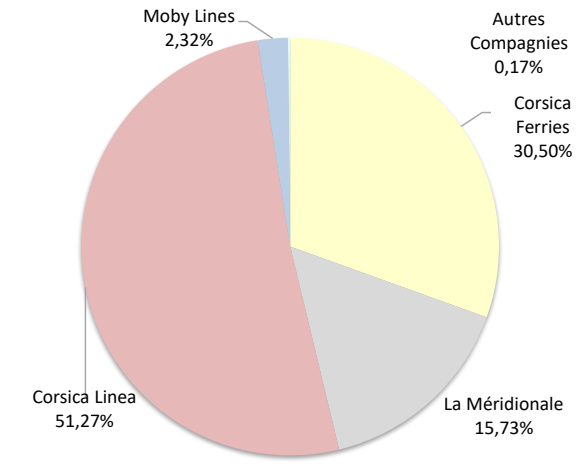
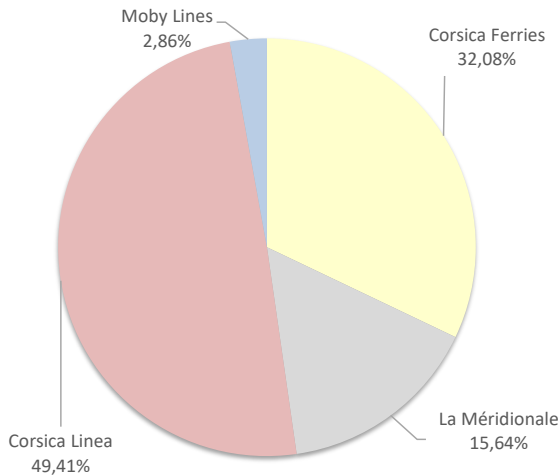
LIGNES
REGULIERS NAT° ET INTERNAT°

Lignes	Marchandises	Variation n-1	Lignes	Marchandises	Variation n-1
Marseille	174 738	1,83%	Marseille	510 156	5,68%
Nice	181	123,46%	Nice	515	238,82%
Toulon	45 326	-18,53%	Toulon	115 088	-17,60%
Livourne	40 912	-4,31%	Livourne	113 741	2,79%
Savone	519	78,97%	Savone	1 344	21,30%
Piombino	0	-	Piombino	844	-
Santa Teresa	6 256	-18,78%	Santa Teresa	16 285	-7,67%
Porto Torres	612	-18,78%	Porto Torres	2 245	62,33%
Golfo Aranci	40	-	Golfo Aranci	60	22,45%
Autres Inter.	0	-	Autres Inter.	1 320	-



COMPAGNIES
REGULIERS NAT° et INTERNAT°

Compagnies	Marchandises	Variation n-1	Compagnies	Marchandises	Variation n-1
Corsica Ferries	86 170	-13,15%	Corsica Ferries	232 323	-8,18%
La Méridionale	42 018	-3,65%	La Méridionale	119 796	0,45%
Corsica Linea	132 720	3,70%	Corsica Linea	390 454	7,42%
Moby Lines	7 676	-0,35%	Moby Lines	17 705	0,38%
Autres Compagnies	0	-	Autres Compagnies	1 320	-



MARCHANDISES

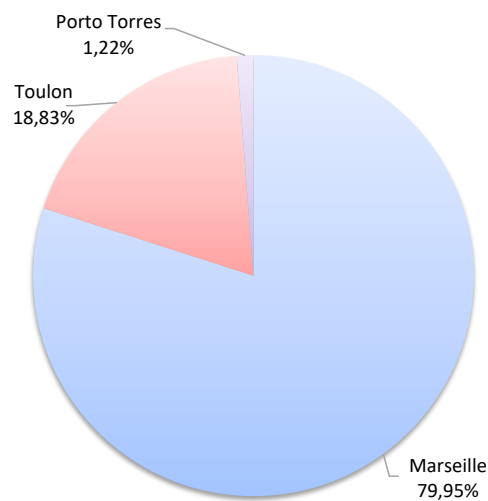
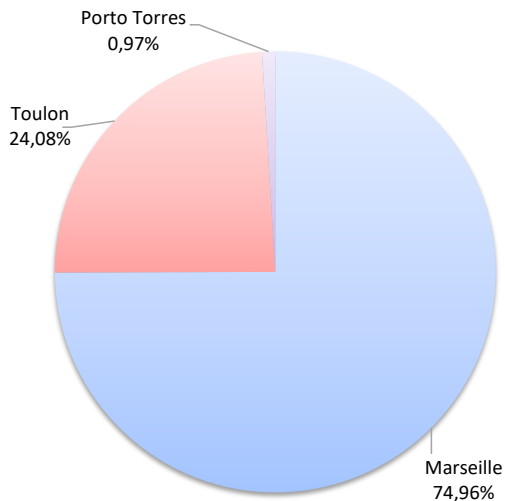
	Marchandises			Cumul Marchandises depuis le 1er Janvier		
	2023	2024	Variation	2023	2024	Variation
Régulier National	74 005	62 732	-15,23%	197 886	182 190	-7,93%
Régulier Internat°	451	612	35,70%	1 521	2 245	47,60%
TOTAL	74 456	63 344	-14,92%	199 407	184 435	-7,51%

Hydrocarbures	14 258	14 353	0,67%	35 207	38 815	10,25%
Ciment	5 370	2 619	-51,23%	9 375	8 619	-8,06%
TOTAL	19 628	16 972	-13,53%	44 582	47 434	6,40%

TOTAL	94 084	80 316	-14,63%	243 989	231 869	-4,97%
--------------	---------------	---------------	----------------	----------------	----------------	---------------

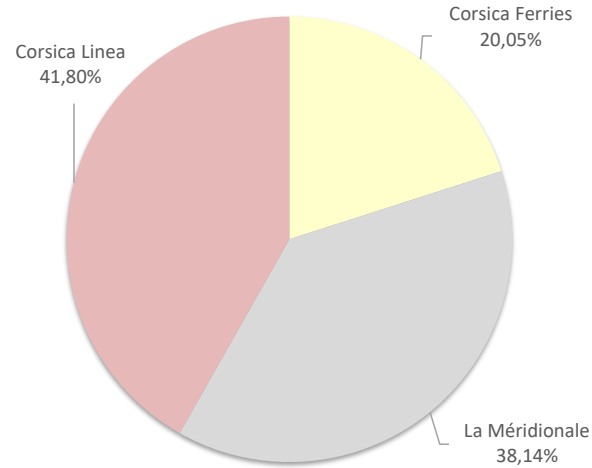
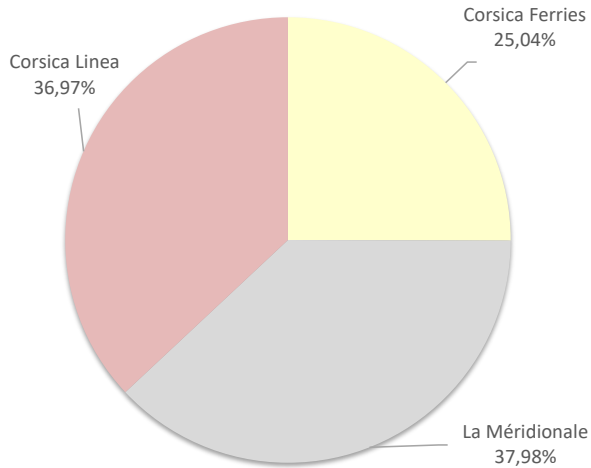
LIGNES
REGULIERS NAT° ET INTERNAT°

Lignes	Marchandises	Variation n-1	Lignes	Marchandises	Variation n-1
Marseille	47 480	-7,86%	Marseille	147 455	-0,44%
Toulon	15 252	-32,14%	Toulon	34 735	-30,22%
Savone	0	-	Savone	0	-100,00%
Porto Torres	612	35,70%	Porto Torres	2 245	62,33%



COMPAGNIES
REGULIERS NAT° ET INTERNAT°

Compagnies	Marchandises	Variation n-1	Compagnies	Marchandises	Variation n-1
Corsica Ferries	15 864	-30,80%	Corsica Ferries	36 980	-27,91%
La Méridionale	24 060	-10,15%	La Méridionale	70 352	-6,34%
Corsica Linea	23 420	-5,38%	Corsica Linea	77 103	5,63%

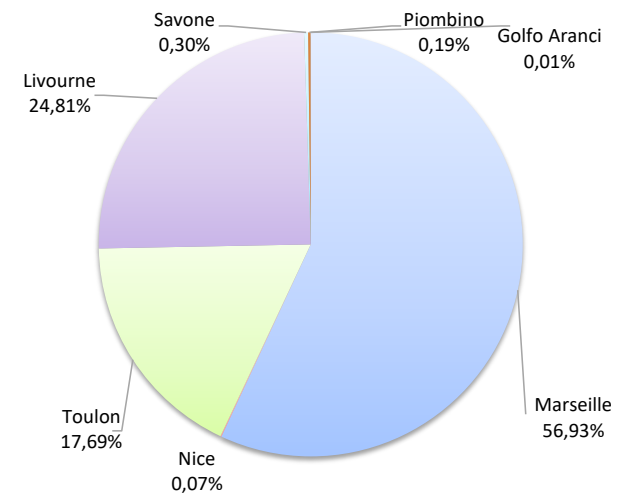
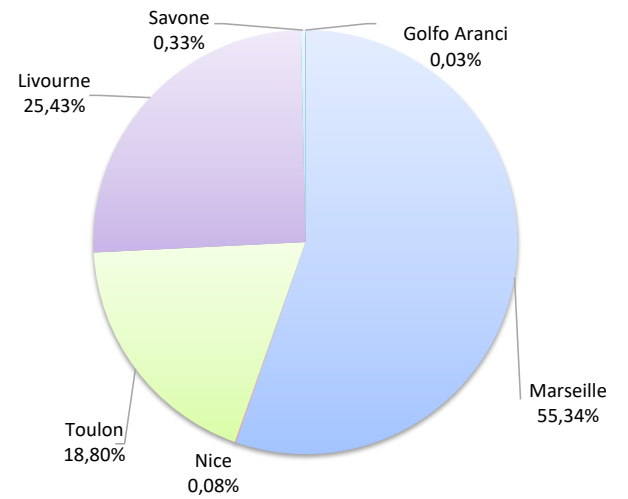


MARCHANDISES

	Marchandises			Cumul Marchandises depuis le 1er Janvier		
	2023	2024	Variation	2023	2024	Variation
Régulier National	113 245	118 292	4,46%	323 951	338 026	4,34%
Régulier Internat°	41 854	41 091	-1,82%	109 316	114 529	4,77%
TOTAL	155 099	159 383	2,76%	433 267	452 555	4,45%
Hydrocarbures	22 750	20 140	-11,47%	60 610	68 084	12,33%
Ciment	4 613	3 034	-34,23%	11 668	7 808	-33,08%
TOTAL	27 363	23 174	-15,31%	72 278	75 892	5,00%
TOTAL	182 462	182 557	0,05%	505 545	528 447	4,53%

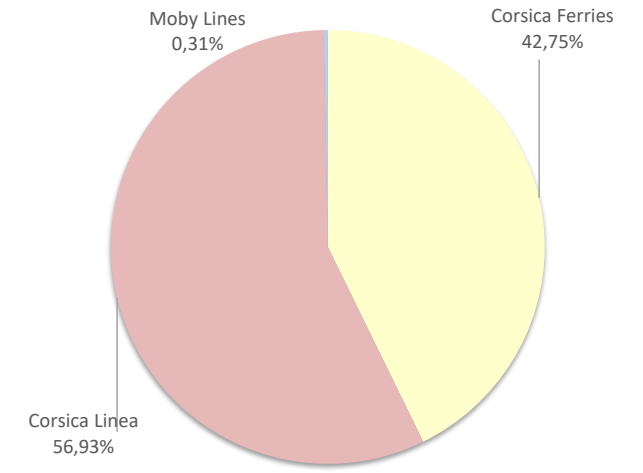
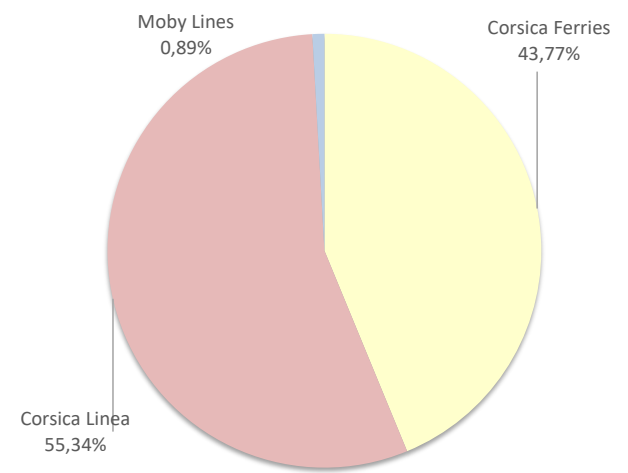
Lignes	Marchandises		Variation n-1	Lignes	Marchandises		Variation n-1
	2023	2024			2023	2024	
Marseille	88 195	98 715	9,87%	Marseille	257 646	277 461	9,68%
Nice	135	250	187,23%	Nice	327	507	280,23%
Toulon	29 962	27 000	-9,00%	Toulon	80 053	72 053	-10,01%
Livourne	40 532	39 000	-2,48%	Livourne	112 281	108 000	-3,68%
Savone	519	400	-22,85%	Savone	1 344	1 000	-25,59%
Piombino	0	0	-	Piombino	844	844	0%
Golfo Aranci	40	40	0%	Golfo Aranci	60	60	0%

LIGNES
REGULIERS NAT° ET INTERNAT°



COMPAGNIES
REGULIERS NAT° ET INTERNAT°

Compagnies	Marchandises		Variation n-1	Compagnies	Marchandises		Variation n-1
	2023	2024			2023	2024	
Corsica Ferries	69 768	65 000	-6,76%	Corsica Ferries	193 489	187 000	-2,45%
Corsica Linea	88 195	98 715	9,87%	Corsica Linea	257 646	277 461	9,68%
Moby Lines	1 420	1 420	0%	Moby Lines	1 420	1 420	0%



PORT DE COMMERCE DE BONIFACIO

mars 2024

MARCHANDISES

	Marchandises			Cumul Marchandises depuis le 1er Janvier		
	2023	2024	Variation	2023	2024	Variation
Régulier National	0	0	-	0	0	-
Régulier Internat°	7 703	6 256	-18,78%	17 638	16 285	-7,67%
TOTAL	7 703	6 256	-18,78%	17 638	16 285	-7,67%

Hydrocarbures	0	0	-	0	0	-
Ciment	0	0	-	0	0	-
TOTAL	0	0	-	0	0	-

TOTAL	7 703	6 256	-18,78%	17 638	16 285	-7,67%
--------------	--------------	--------------	----------------	---------------	---------------	---------------

LIGNES
REGULIERS NAT° ET INTERNAT°

Lignes	Marchandises	Variation n-1
Santa Teresa	6 256	-18,78%

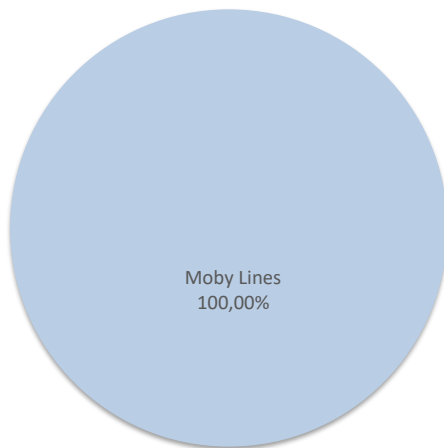


Lignes	Marchandises	Variation n-1
Santa Teresa	16 285	-7,67%

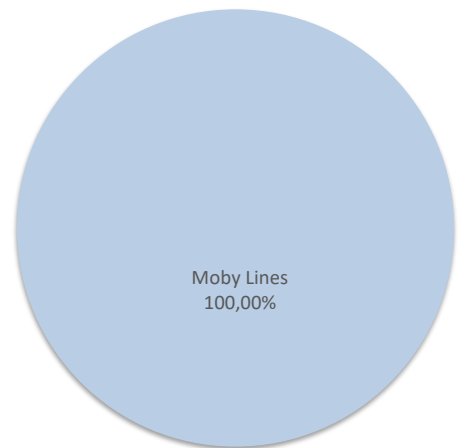


COMPAGNIES
REGULIERS NAT° ET INTERNAT°

Compagnies	Marchandises	Variation n-1
Moby Lines	6 256	-18,78%



Compagnies	Marchandises	Variation n-1
Moby Lines	16 285	-7,67%



MARCHANDISES

Régulier National
Régulier Internat°
TOTAL
dont MD

Marchandises		
2023	2024	Variation
15 293	12 940	-15,39%
1 192	380	-68,12%
16 485	13 320	-19,20%
401	635	58,35%

Cumul Marchandises depuis le 1er Janvier		
2023	2024	Variation
35 466	35 303	-0,46%
2 361	1 460	-38,16%
37 827	36 763	-2,81%
1838	1733	-5,71%

Hydrocarbures
Ciment
TOTAL

0	0	-
3 447	2 201	-36,15%
3 447	2 201	-36,15%

0	0	-
6 958	7 380	6,06%
6 958	7 380	6,06%

TOTAL

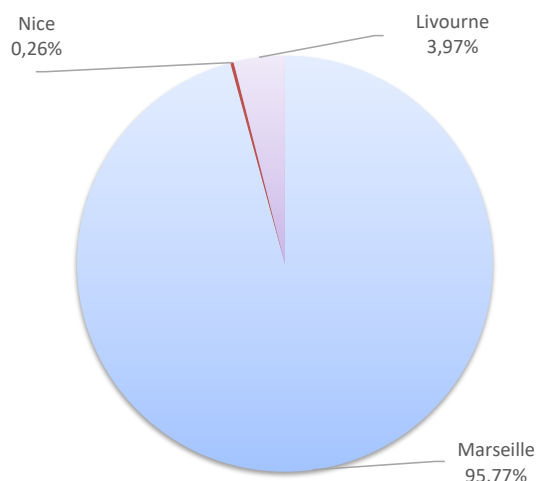
19 932	15 521	-22,13%
---------------	---------------	----------------

44 785	44 143	-1,43%
---------------	---------------	---------------

LIGNES
REGULIERS NAT° ET INTERNAT°

Lignes	Marchandises	Variation n-1
Marseille	12 894	-15,50%
Nice	46	35,29%
Toulon	0	-
Livourne	380	-68,12%

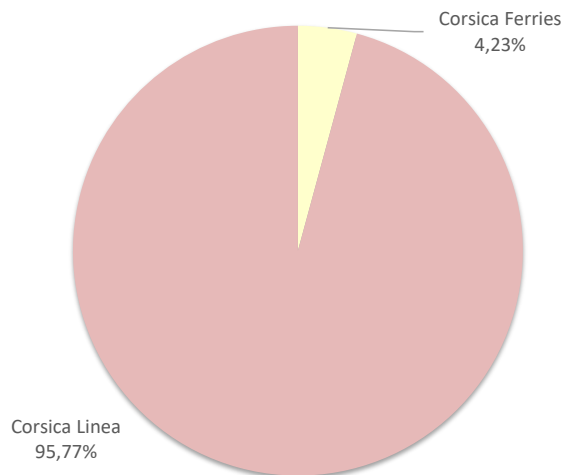
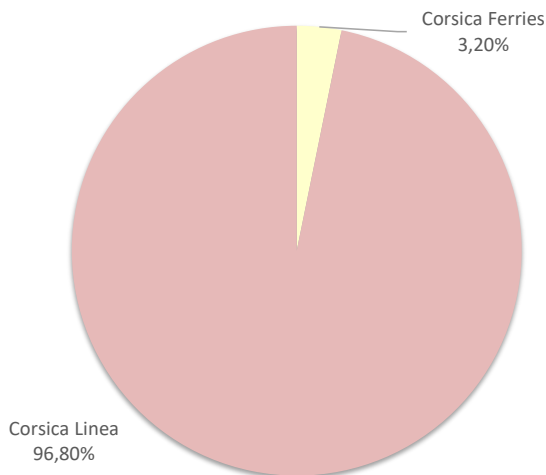
Lignes	Marchandises	Variation n-1
Marseille	35 209	-0,35%
Nice	94	42,42%
Toulon	0	-100,00%
Livourne	1 460	-38,16%



COMPAGNIES
REGULIERS NAT° ET INTERNAT°

Compagnies	Marchandises	Variation n-1
Corsica Ferries	426	-65,25%
Corsica Linea	12 894	-15,50%

Compagnies	Marchandises	Variation n-1
Corsica Ferries	1 554	-37,67%
Corsica Linea	35 209	-0,35%



PORT DE COMMERCE DE PORTO-VECCHIO

mars 2024

MARCHANDISES

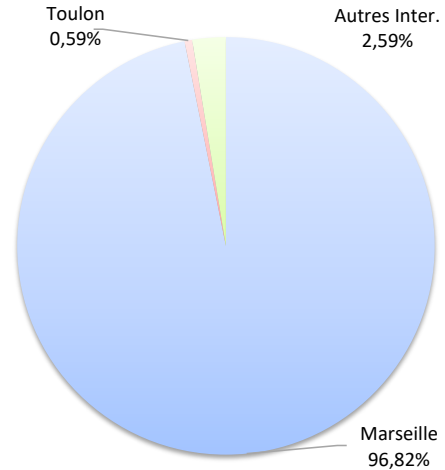
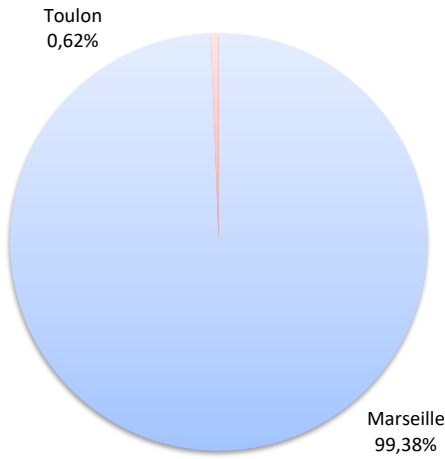
	Marchandises			Cumul Marchandises depuis le 1er Janvier		
	2023	2024	Variation	2023	2024	Variation
Régulier National	17 068	18 070	5,87%	45 205	49 650	9,83%
Régulier Internat°	0	0	-	0	1 320	-
TOTAL	17 068	18 070	5,87%	45 205	50 970	12,75%

	0	0	-	0	0	-
Hydrocarbures	0	0	-	0	0	-
Ciment	2 784	2 385	-14,33%	7 537	6 623	-12,13%
TOTAL	2 784	2 385	-14,33%	7 537	6 623	-12,13%

TOTAL	19 852	20 455	3,04%	52 742	57 593	9,20%
-------	--------	--------	-------	--------	--------	-------

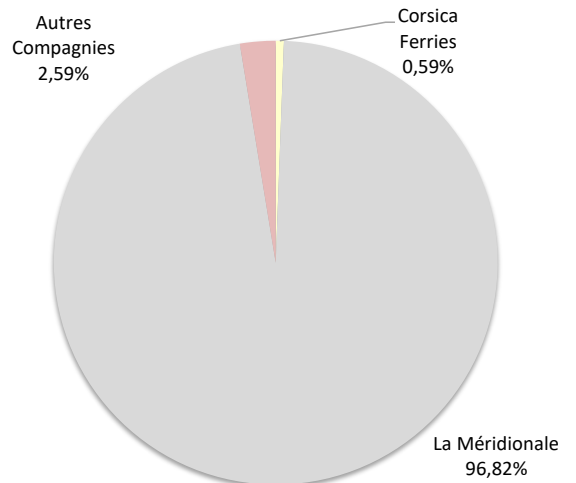
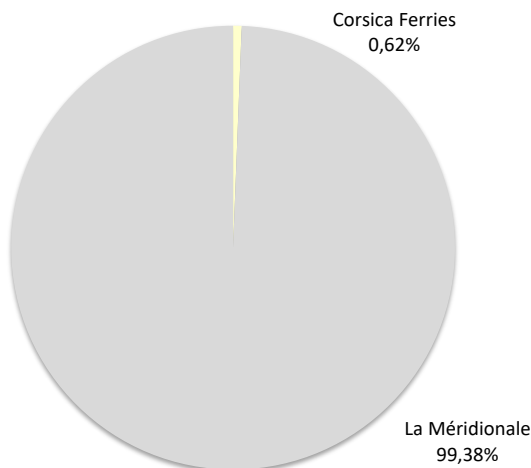
LIGNES REGULIERS NAT° ET INTERNAT°

Lignes	Marchandises	Variation n-1	Lignes	Marchandises	Variation n-1
Marseille	17 958	6,70%	Marseille	49 350	11,33%
Toulon	112	-52,74%	Toulon	300	-65,75%
Autres Inter.	0	-	Autres Inter.	1 320	-



COMPAGNIES REGULIERS NAT° ET INTERNAT°

Compagnies	Marchandises	Variation n-1	Compagnies	Marchandises	Variation n-1
Corsica Ferries	112	-52,74%	Corsica Ferries	300	-65,75%
La Méridionale	17 958	6,70%	La Méridionale	49 350	11,80%
Autres Compagnies	0	-	Autres Compagnies	1 320	-

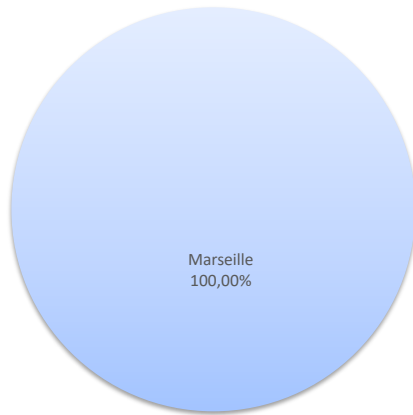


MARCHANDISES

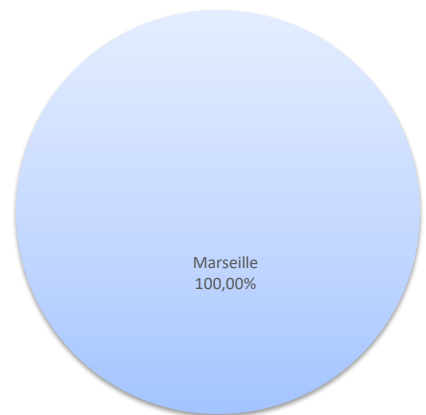
	Marchandises			Cumul Marchandises depuis le 1er Janvier		
	2023	2024	Variation	2023	2024	Variation
Régulier National	7 706	8 211	6,55%	20 043	20 496	2,26%
Régulier Internat°	0	0	-	0	0	-
TOTAL	7 706	8 211	6,55%	20 043	20 496	2,26%
Hydrocarbures (Bitume)	1 296	0	-100,00%	1 296	1 599	23,38%
Ciment	0	0	-	0	0	-
TOTAL	1 296	0	-100,00%	1 296	1 599	23,38%
TOTAL	9 002	8 211	-8,79%	21 339	22 095	3,54%

LIGNES
REGULIERS NAT° ET INTERNAT°

Lignes	Marchandises	Variation n-1
Marseille	8 211	6,55%

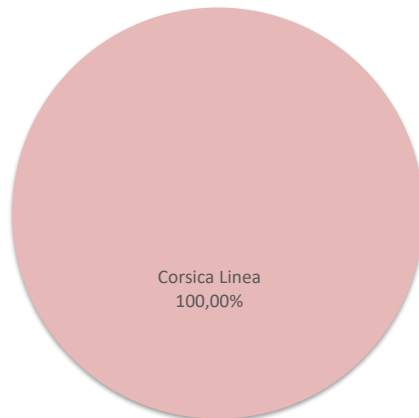


Lignes	Marchandises	Variation n-1
Marseille	20 496	2,26%



COMPAGNIES
REGULIERS NAT° ET INTERNAT°

Compagnies	Marchandises	Variation n-1
Corsica Linea	8 211	6,55%



Compagnies	Marchandises	Variation n-1
Corsica Linea	20 496	2,26%

